



# Login to Learning Management System (LMS)

## Introduction

The Learning Management System (LMS) is your new home for FA Learning. The first step prior to the start of your course is to login to the LMS. To do this please follow the steps below;

## Do you have an FA number (FAN)?

To access the LMS you need a valid FAN and password. You will also need to complete the steps for self-verification, both of which are outlined below.

Please **do not** create a new FAN if you already have one.

If you have forgotten your FAN please click below.

[FORGOTTEN MY FAN](#)

If you don't already have a FAN, click below to create one.

[CREATE A NEW FAN](#)

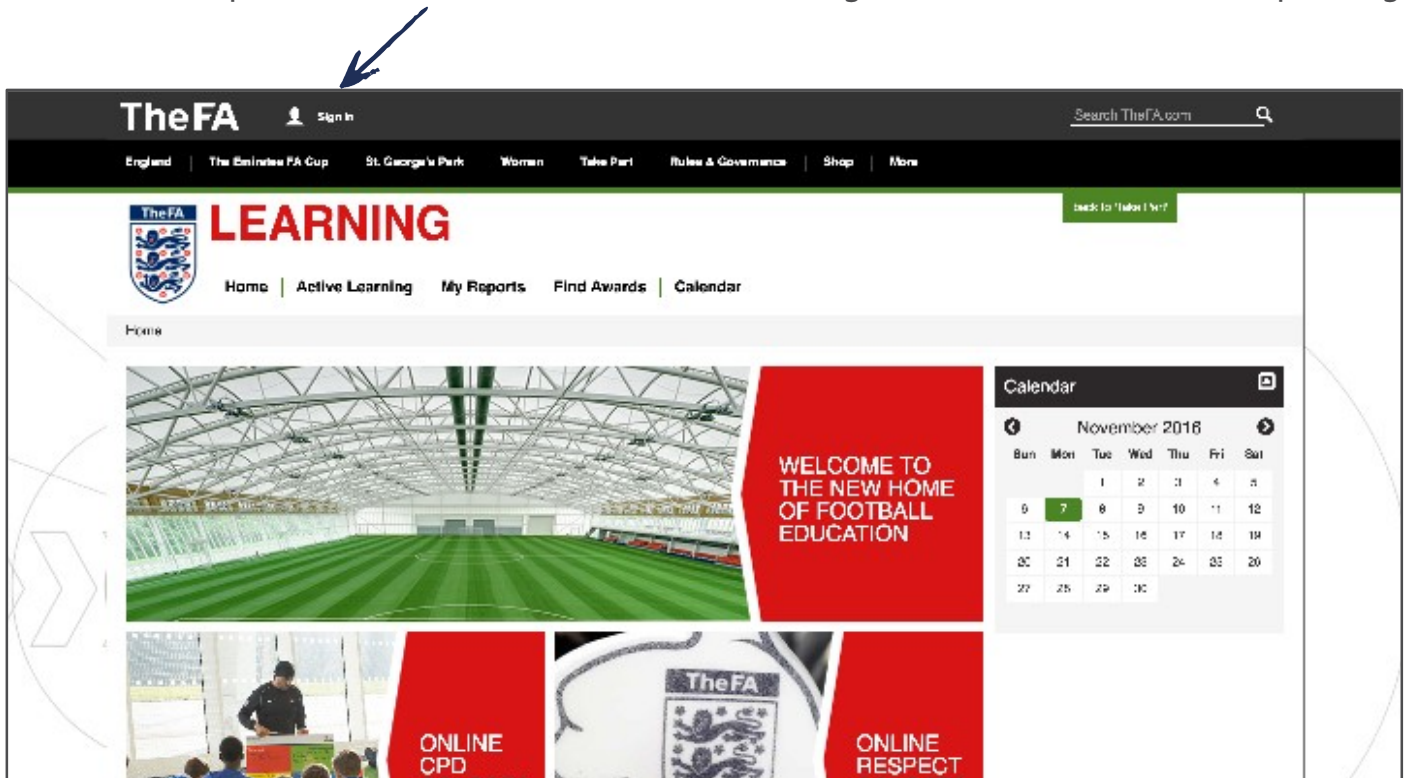
## Logging in

Once you have your FAN and password, follow these steps:

1. Click below to open the Learning Management System.

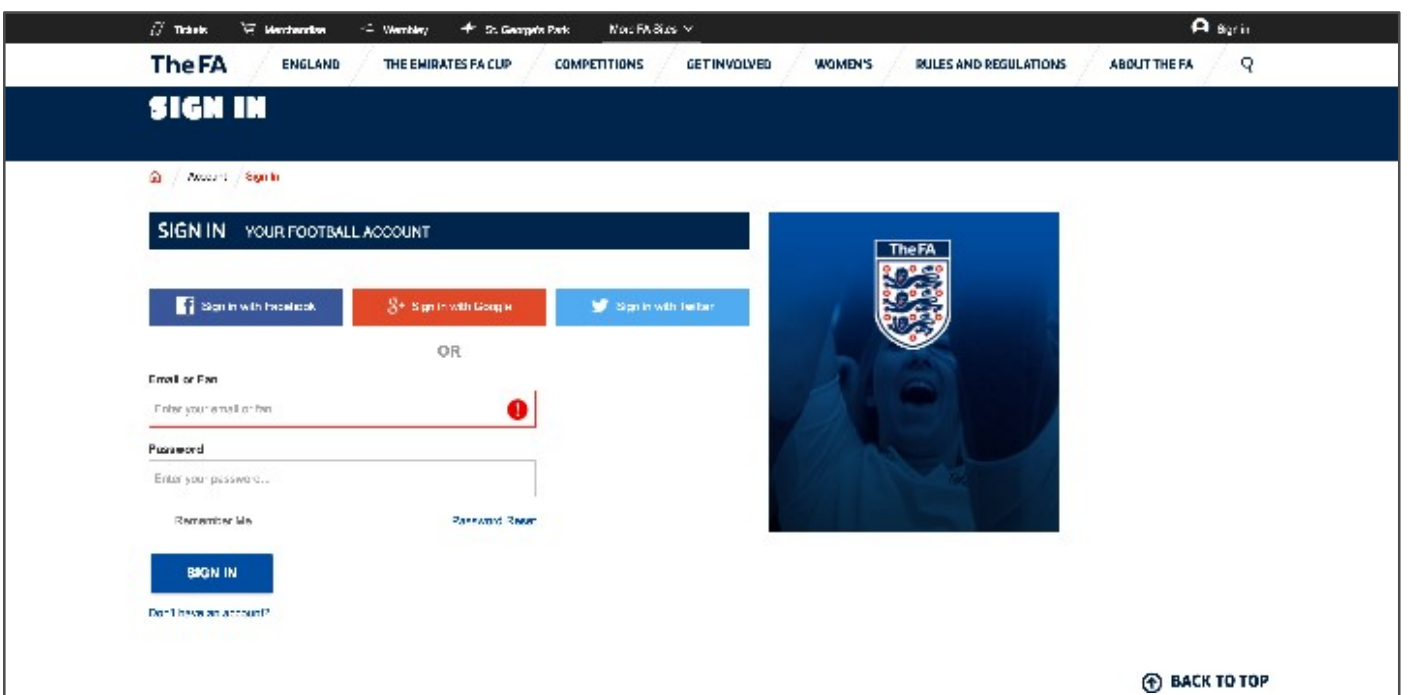
[OPEN THE LMS PAGE](#)

2. This should open a screen like this. Click on the words 'Sign In' where the blue arrow is pointing.




3. When you have clicked on 'Sign In' a screen like this should open.

Enter your FAN and password and click 'Sign In'.



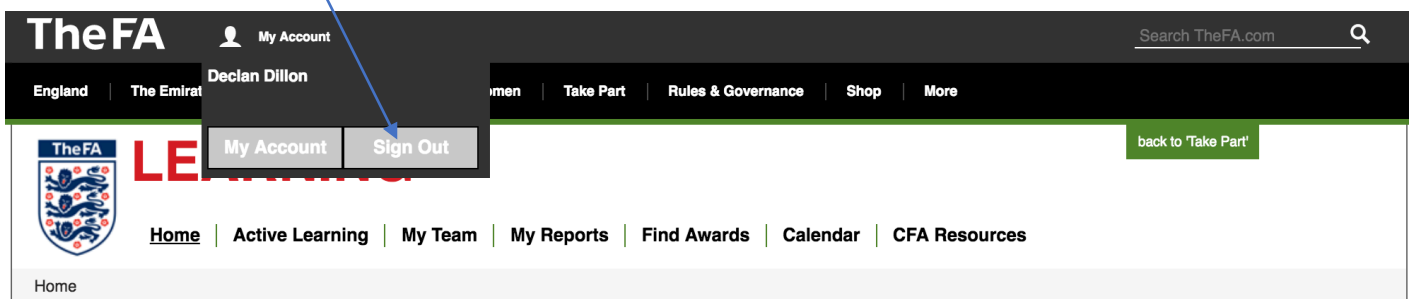
4. At this stage, you will be prompted to accept the Terms of Use for the England Supporters Club. Either select the box 'I agree to these terms' and then click 'ACCEPT TERMS' or click "NO THANKS!"



You are now logged into the FA Learning Management System and The FA website. You can at this stage logout until your course has completed. To do this select **My Account**



Followed by **Sign Out**



The next phase is to notify your course tutor that you have logged into the LMS successfully. Upon completion of the course, the County FA administrator will mark you as attended and you will then be able to download your certificate within 48 hours.